

INSTRUCTIONS FOR USE

For 5 mg and 10 mg Doses



Important: For Nasal Use Only.

Check the expiration date before use.

Do not remove VALTOCO until ready to use. Do not test VALTOCO.

Keep out of reach of children.

Inspect VALTOCO for damage. If damaged, you may not receive the full dose.

You and your family members, caregivers, and others who may need to administer VALTOCO should read this Instructions for Use that comes with VALTOCO before using it. Talk to your healthcare provider if you, your caregiver, or others who may need to administer VALTOCO have any questions about the use of VALTOCO.

Safely secure the person

If the person appears to be having a seizure, gently help them to the floor and lay them on their side in a place where they cannot fall.

The person can be on either their side or back to receive VALTOCO.

Move objects and furniture away from the person to avoid injury.

Give VALTOCO 5 mg dose or 10 mg dose. 1 dose equals 1 nasal spray device.

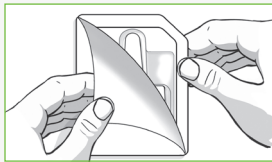
Device sprays one time only.

Important: Do not test or prime VALTOCO.




Step 1: Remove 1 VALTOCO blister pack from the box.

Each blister pack contains 1 nasal spray device. 1 device contains 1 dose.



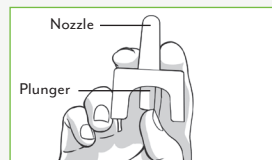
Peel back the tab with the arrow on the corner of the pack.



Remove VALTOCO from the pack.

Step 2: Hold VALTOCO

with your thumb on the bottom of the plunger and your first and middle fingers on either side of the nozzle.



Step 3: Gently insert the tip of the nozzle into 1 nostril until your fingers, on either side of the nozzle, are against the bottom of the person's nose.



Step 4: Press the bottom of the plunger firmly with your thumb to give VALTOCO.



Step 5: Remove VALTOCO from the nose after giving the dose.

Each individual VALTOCO contains 1 single spray.

Throw it away (discard) after use.

After giving VALTOCO, evaluate and support

Keep or move the person onto their side, facing you, so that you can watch them closely.

Loosen any tight clothing and provide a safe area where the person can rest.

Call for emergency help if any of the following happen:

- Seizure clusters are different from that of other seizures the person has had
- You are alarmed by how often the seizures happen, by how severe the seizure is, by how long the seizure lasts, or by the color or breathing of the person

Make a note of the time VALTOCO was given and continue to watch the person closely.



Time of first VALTOCO dose: _____ Time of second VALTOCO dose (if given): _____

The healthcare provider may prescribe another dose of VALTOCO to be given at least 4 hours after the first dose. If a second dose is needed, repeat Steps 1 through 5 with a new blister pack of VALTOCO. If the person is not having a seizure when the second dose of VALTOCO is given, it may be given to the person when they are lying down, standing, or sitting.

For more information about VALTOCO, please visit www.valtoco.com or call 1-866-696-3873. You are encouraged to report side effects of prescription drugs to the FDA by visiting www.fda.gov/medwatch or by calling 1-800-FDA-1088.

This Instructions for Use has been approved by the U.S. Food and Drug Administration. Issued: 1/2020



INSTRUCTIONS FOR USE

For 15 mg and 20 mg Doses

VALTOCO[®]
(diazepam nasal spray) 

Important: For Nasal Use Only.

Check the expiration date before use.

Do not remove VALTOCO until ready to use. Do not test VALTOCO.

Keep out of reach of children.

Inspect VALTOCO for damage. If damaged, you may not receive the full dose.

You and your family members, caregivers, and others who may need to administer VALTOCO should read this Instructions for Use that comes with VALTOCO before using it. Talk to your healthcare provider if you, your caregiver, or others who may need to administer VALTOCO have any questions about the use of VALTOCO.

Safely secure the person

If the person appears to be having a seizure, gently help them to the floor and lay them on their side in a place where they cannot fall.

The person can be on either their side or back to receive VALTOCO.

Move objects and furniture away from the person to avoid injury.

Give VALTOCO 15 mg dose or 20 mg dose. 1 dose equals 2 nasal spray devices.

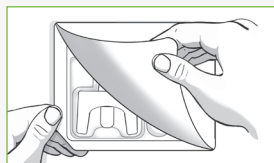
Each device sprays one time only.

Important: Do not test or prime VALTOCO.

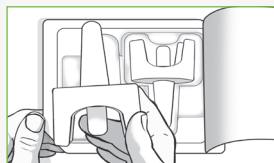


Step 1: Remove 1 VALTOCO blister pack from the box.

Each blister pack contains 2 nasal spray devices. 2 devices must be used for 1 dose.

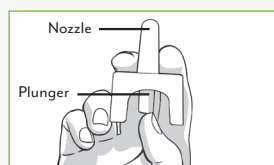


Peel back the tab with the arrow on the corner of the pack.



Remove the first VALTOCO from the pack.

Step 2: Hold VALTOCO with your thumb on the bottom of the plunger and your first and middle fingers on either side of the nozzle.



Step 3: Gently insert the tip of the nozzle into 1 nostril until your fingers, on either side of the nozzle, are against the bottom of the person's nose.



Step 4: Press the bottom of the plunger firmly with your thumb to give VALTOCO.



Step 5: Remove VALTOCO from the nose after giving the dose.

Each individual VALTOCO contains 1 single spray.

Step 6: You have not given the full dose of VALTOCO yet. Remove the second VALTOCO from the pack.

Repeat Steps 2 through 5, using the second VALTOCO device in the other nostril, to give the full dose of VALTOCO.

Throw both nasal spray devices away (discard) after use.

After giving VALTOCO, evaluate and support

Keep or move the person onto their side, facing you, so that you can watch them closely.

Loosen any tight clothing and provide a safe area where the person can rest.

Call for emergency help if any of the following happen:

- Seizure clusters are different from that of other seizures the person has had
- You are alarmed by how often the seizures happen, by how severe the seizure is, by how long the seizure lasts, or by the color or breathing of the person

Make a note of the time VALTOCO was given and continue to watch the person closely.



Time of first VALTOCO dose (first dose equals one spray in each nostril): _____ / _____

Time of second VALTOCO dose (if given, second dose equals one spray in each nostril): _____ / _____

The healthcare provider may prescribe another dose of VALTOCO to be given at least 4 hours after the first dose. If a second dose is needed, repeat Steps 1 through 6 with a new blister pack of VALTOCO. If the person is not having a seizure when the second dose of VALTOCO is given, it may be given to the person when they are lying down, standing, or sitting.

For more information about VALTOCO, please visit www.valtoco.com or call 1-866-696-3873. You are encouraged to report side effects of prescription drugs to the FDA by visiting www.fda.gov/medwatch or by calling 1-800-FDA-1088.

This Instructions for Use has been approved by the U.S. Food and Drug Administration. Issued: 1/2020